




iSpace Toilet Cubicle Systems

GEMINI SERIES



A robust cubicle system with panels manufactured from Compact Laminate Board

Made to measure

High Pressure Laminate

Anti-vandal cubicle fittings

Wide colour choice

ACCESSORIES

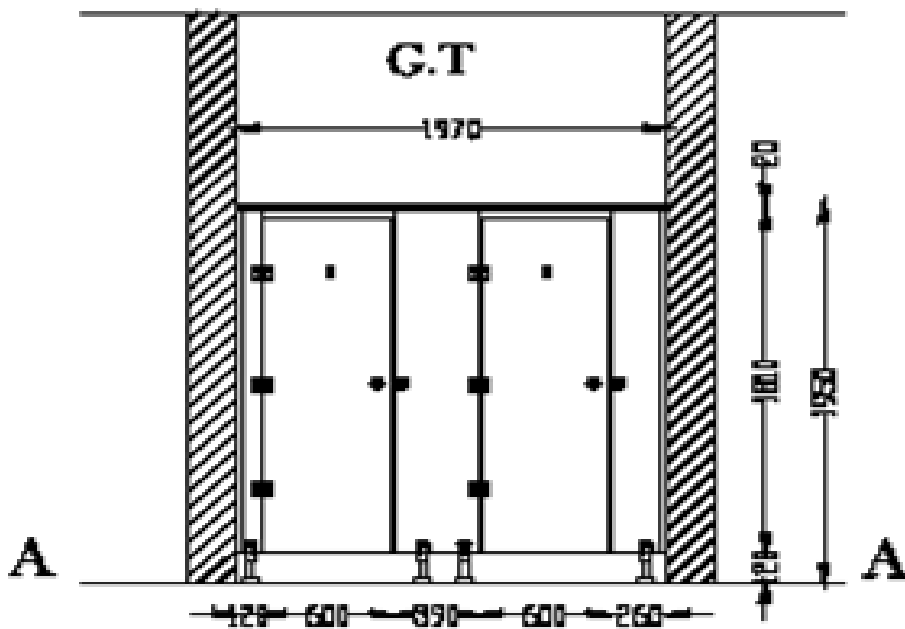


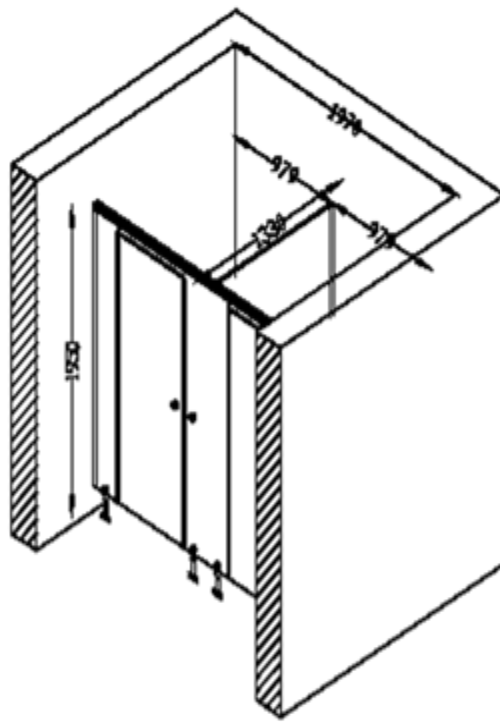


FRONT



BACK





Restroom Cubicle System

Supply & Installation of Restroom cubicle system that includes intermediate panel, pilaster & door made of compact laminates of single colour.

The solid compact laminate is based on thermosetting phenolic resins, homogeneously reinforced with cellulose fibres and is manufactured as per IS 2046 & EN 438 Part 2 & 3:2005

Top surface on both sides is melamine coated which is scratch & impact resistant.

Intermediate panel is one continuous panel without any joints ,

All intermediate panels, pilaster & doors shall be 12mm thick with edges chamfered. (Door width: 600mm)

Accessories

"Aluminium, Nylon Polyamide-Black colour
Aluminium Top Rail
Hinges – Gravity to close
Privacy Thumb turn c/w
Occupancy Indicator
Coat Hook
Door Knob
Adjustable Pedestal
Aluminium "U" channel
Aluminium Door Stopper channel
Rubber Door Stopper Lining
Screws & Wall Plugs

Standard Size Guide

Overall Height	1950 mm – 1985 mm
Partition height	1825 mm
Partition depth	1500 mm (max)
Door width	600 mm
Door opening	550 mm
Start / End Fascia	150 mm
Middle Fascia	300 mm
Floor clearance	130 – 160 mm

